



High Performing Team Assessment Management Sample Corp

Report for:

Date: January 2018



www.peterberry.com.au

Sample Corp

Reading and Interpreting this Report

The feedback in this report provides a valuable opportunity to understand your team's strengths and opportunities.

To get the maximum benefit, track the themes and trends that are repeated as you read through the report. These will represent your strengths and your opportunities to improve as a team.

The High Performing Team assessment is based on the PBC High Performing Team model, which comprises the following key components: Performance and Culture. Each component consists of six themes. Performance consists of strategy, innovation, accountability, leading change, results, and meeting effectiveness. Culture consists of trust, professional conflict, communication, emotional intelligence, collaboration and resilience.

PERFORMANCE	<ul style="list-style-type: none">• Strategy• Innovation• Accountability• Leading Change• Results• Meeting Effectiveness
HIGH PERFORMING TEAM	
CULTURE	<ul style="list-style-type: none">• Trust• Professional Conflict• Communication• Emotional Intelligence• Collaboration• Resilience

Team Title

Sample Team

Team Score

10.00

Previous Score

9.00

No. of Respondents

5

Scoring System

The rating scale ranges from one to ten (1 to 10), with 10 being high. The rating scale is anchored as follows:

1 Completely Disagree

2 Strongly Disagree

3 Disagree

4 Moderately Disagree

5 Slightly Disagree

6 Slightly Agree

7 Moderately Agree

8 Agree

9 Strongly Agree

10 Completely Agree

N/A Not Applicable/Not Observed

Overall Item Ratings

The High Performing Team Assessment includes 60 items rated on a scale of 1 to 10 (see the rating scale on previous page). The table below lists the items in descending order. Read through them to identify any common themes among the highest and lowest rated items (from most highly endorsed to the least endorsed).

Rank	Team Score	Prev. Score	Benchmark Avg	Item
1	10.00	9.00	-	Our strategic priorities are clearly defined.
2	10.00	9.00	6.29	The team has a robust planning cycle in place, with quarterly reviews.
3	10.00	9.00	-	The team effectively plans short-term (1 year).
4	10.00	9.00	-	The team effectively plans longer term (3-5 years)
5	10.00	9.00	6.73	We use a broad range of performance indicators (financial and non-financial) to set goals and review performance.
6	10.00	9.00	7.61	The team is always looking to add new value and deliver better results.
7	10.00	9.00	6.84	The team is constantly improving key processes.
8	10.00	9.00	7.30	The team is creative and can think outside the square.
9	10.00	9.00	6.87	The team regularly implements new ideas.
10	10.00	9.00	6.40	The team regularly talks about long term, new opportunities.
11	10.00	9.00	6.43	Individuals are held accountable by others in the team for their behaviour and conduct.
12	10.00	9.00	6.48	Individuals are held accountable by the team for outcomes.
13	10.00	9.00	6.05	Peer feedback is used to support and challenge others.
14	10.00	9.00	-	Team members provide effective feedback to each other.
15	10.00	9.00	7.06	When the team underperforms, team members challenge each other to improve.
16	10.00	9.00	-	The team effectively creates opportunities in response to unanticipated changes.
17	10.00	9.00	6.42	The team effectively deals with employees' feelings and emotions when driving change.
18	10.00	9.00	-	The team understands that dealing with changing priorities is part of everyday work.
19	10.00	9.00	-	The team understands internal strengths and weaknesses.
20	10.00	9.00	-	The team understands external threats and opportunities.

A dash '-' in place of a benchmark average in this report indicates that the item(s) were recently introduced and do not yet have sufficient data to present a benchmark.

Rank	Team Score	Prev. Score	Benchmark Avg	Item
21	10.00	9.00	6.84	Performance projections for the next year are positive.
22	10.00	9.00	7.47	The team consistently delivers good results.
23	10.00	9.00	7.02	The team consistently meets their key performance indicators.
24	10.00	9.00	7.17	The team has a reputation for high performance.
25	10.00	9.00	7.66	The team performs to high standards on challenging projects.
26	10.00	9.00	-	The team has established protocols in place to ensure meetings are managed efficiently.
27	10.00	9.00	6.75	Team meetings finish with clear decisions and next steps.
28	10.00	9.00	7.68	The team has a meeting cycle in place for the year.
29	10.00	9.00	6.25	The team reviews organisational performance against strategy regularly.
30	10.00	9.00	5.85	We separate tactical from strategic meetings.
31	10.00	9.00	6.52	Individuals in the team admit when they make mistakes.
32	10.00	9.00	-	Team members build trust by openly sharing their personal work experiences with each other.
33	10.00	9.00	7.22	Individuals in the team have a high level of trust in each other's competency.
34	10.00	9.00	-	Team members care about each other.
35	10.00	9.00	-	Team members have a strong sense of connection with one another.
36	10.00	9.00	6.72	The team deals with conflict collaboratively because relationships matter.
37	10.00	9.00	6.54	The team ensure that the hard issues get discussed.
38	10.00	9.00	6.87	The team has difficult conversations in a professional manner.
39	10.00	9.00	6.60	The team resolves conflicts in a timely manner.
40	10.00	9.00	6.62	The team voices opinions even if it makes others uncomfortable.
41	10.00	9.00	6.94	The team effectively exchanges views and opinions from all team members on important issues.
42	10.00	9.00	6.60	There is a high level of open and honest communication across the whole team.
43	10.00	9.00	7.02	Team members keep each other abreast of important issues affecting their areas of responsibility.

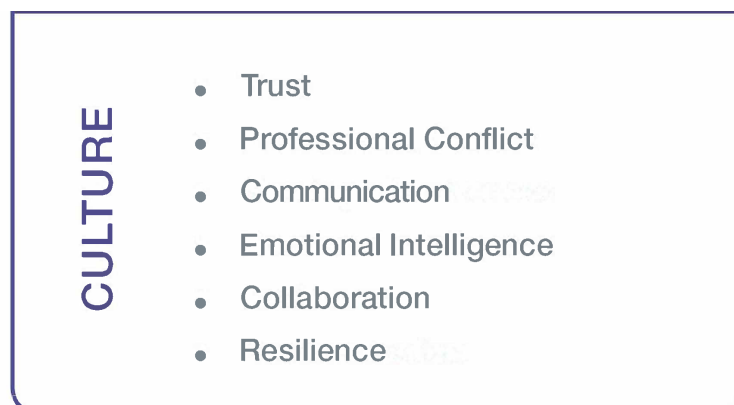
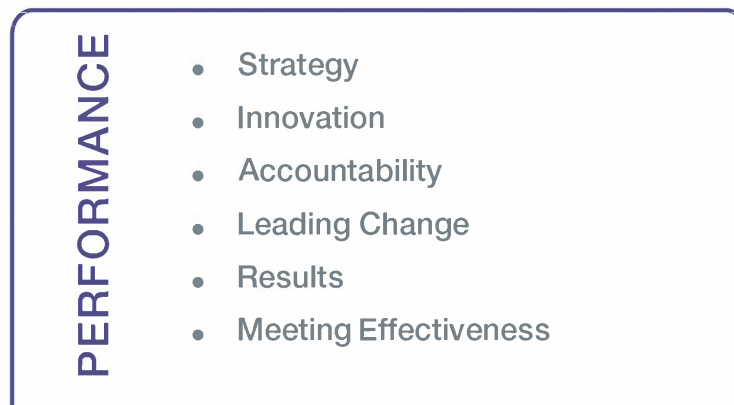
Rank	Team Score	Prev. Score	Benchmark Avg	Item
44	10.00	9.00	6.28	The team makes time to celebrate successes and milestones.
45	10.00	9.00	6.30	The team makes time for social interactions that build personal relationships.
46	10.00	9.00	-	Team members consistently display a high level of emotional intelligence.
47	10.00	9.00	6.79	Team members assess social situations accurately by observing the interests, feelings and goals of others.
48	10.00	9.00		Team members demonstrate empathy towards each other.
49	10.00	9.00	6.97	Team members have a high level of self-awareness.
50	10.00	9.00	6.65	Team members use their emotions intelligently to get the best out of others.
51	10.00	9.00	6.79	Team members effectively collaborate with each other across their respective portfolios.
52	10.00	9.00	6.87	Team members believe that team success is more important than individual success.
53	10.00	9.00	7.10	Team members regularly share experiences and knowledge that benefit the whole team.
54	10.00	9.00	5.95	Team members actively avoid the creation of 'silos'.
55	10.00	9.00	7.05	Team members go out of their way to help each other succeed.
56	10.00	9.00	6.82	Team members avoid dysfunctional behaviour.
57	10.00	9.00	7.25	Team members consistently bring a positive attitude to the team.
58	10.00	9.00	7.06	Team members rarely make errors due to a lack of composure.
59	10.00	9.00	7.31	Team members recover quickly from setbacks.
60	10.00	9.00	5.91	Team members take good care of self to avoid stress and burnout.

High Performing Team Model

The HPTA model consists of two overall team effectiveness domains: Performance and Culture. The sub-theme definitions are provided below.

Performance refers to factors that impact on the capability of the team to achieve the deliverables and results they are responsible for. The specific sub-themes include:

1. **Strategy** - having a strategic planning cycle with a short and long term focus
2. **Innovation** - implementing new ideas around process improvement and new products/markets
3. **Accountability** - holding each other accountable and challenging each other to perform
4. **Leading Change** - demonstrating leadership in response to change
5. **Results** - delivering sustainable and high quality results
6. **Meeting Effectiveness** - having efficient and effective meetings with defined purpose

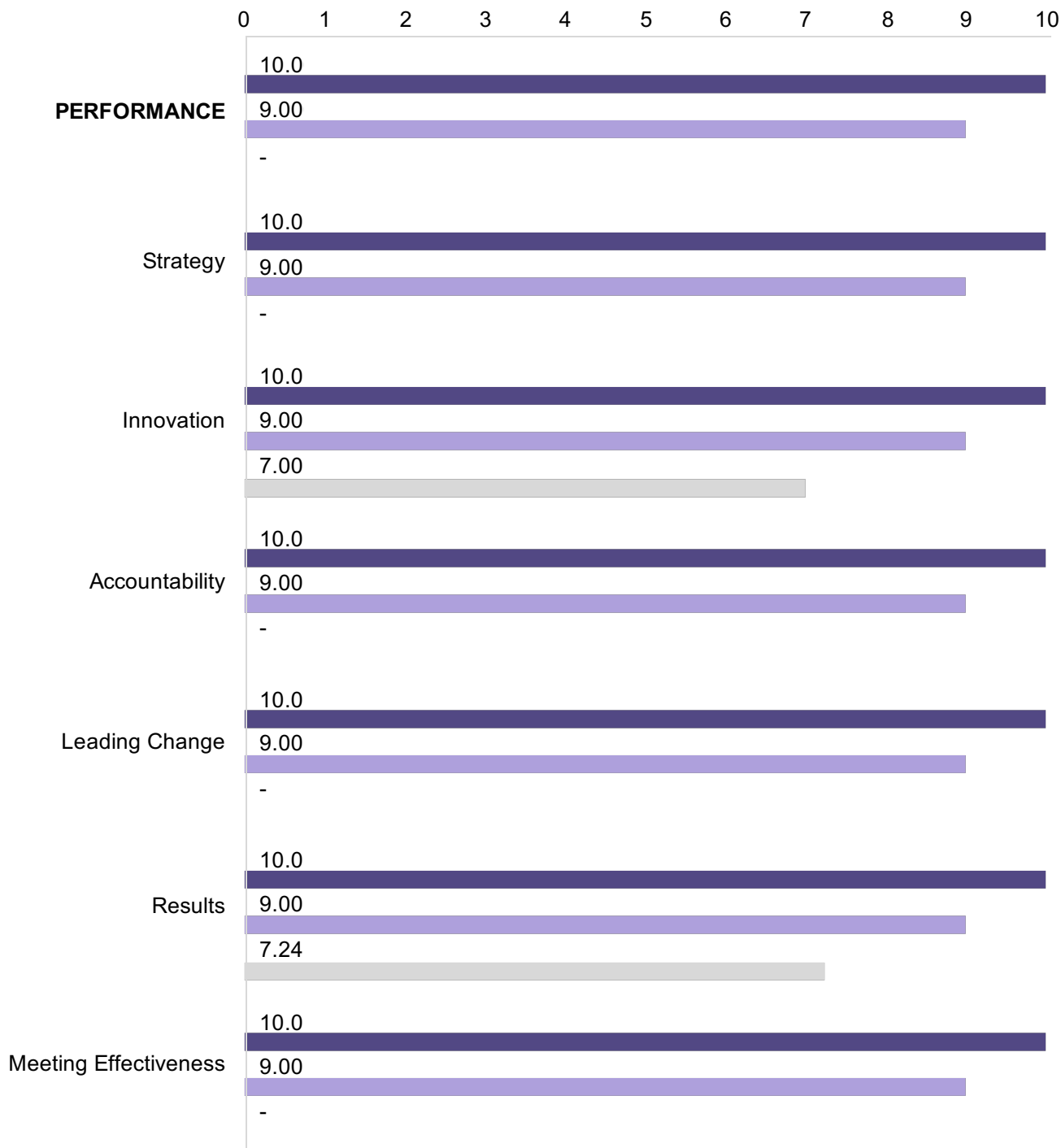


Culture refers to factors that impact on the team's standards of behaviour and values that influence how they work together to achieve their objective. The specific sub-themes include:

1. **Trust** - team members being open to trusting and connecting with each other
2. **Professional Conflict** - ensuring conflict and conversations about challenging issues are constructive and professional
3. **Communication** - team members actively share information and communicate to support each other
4. **Emotional Intelligence** - showing a high level of self-awareness, self-regulation and emotional intelligence
5. **Collaboration** - team members take proactive action to collaborate and share resources
6. **Resilience** - having strong resilience and capacity to bounce back from setbacks

Performance Scores by Theme

The graph below displays the average scores for the Performance domain and each of its themes. Higher scores indicate strengths and lower scores indicate areas for improvement.

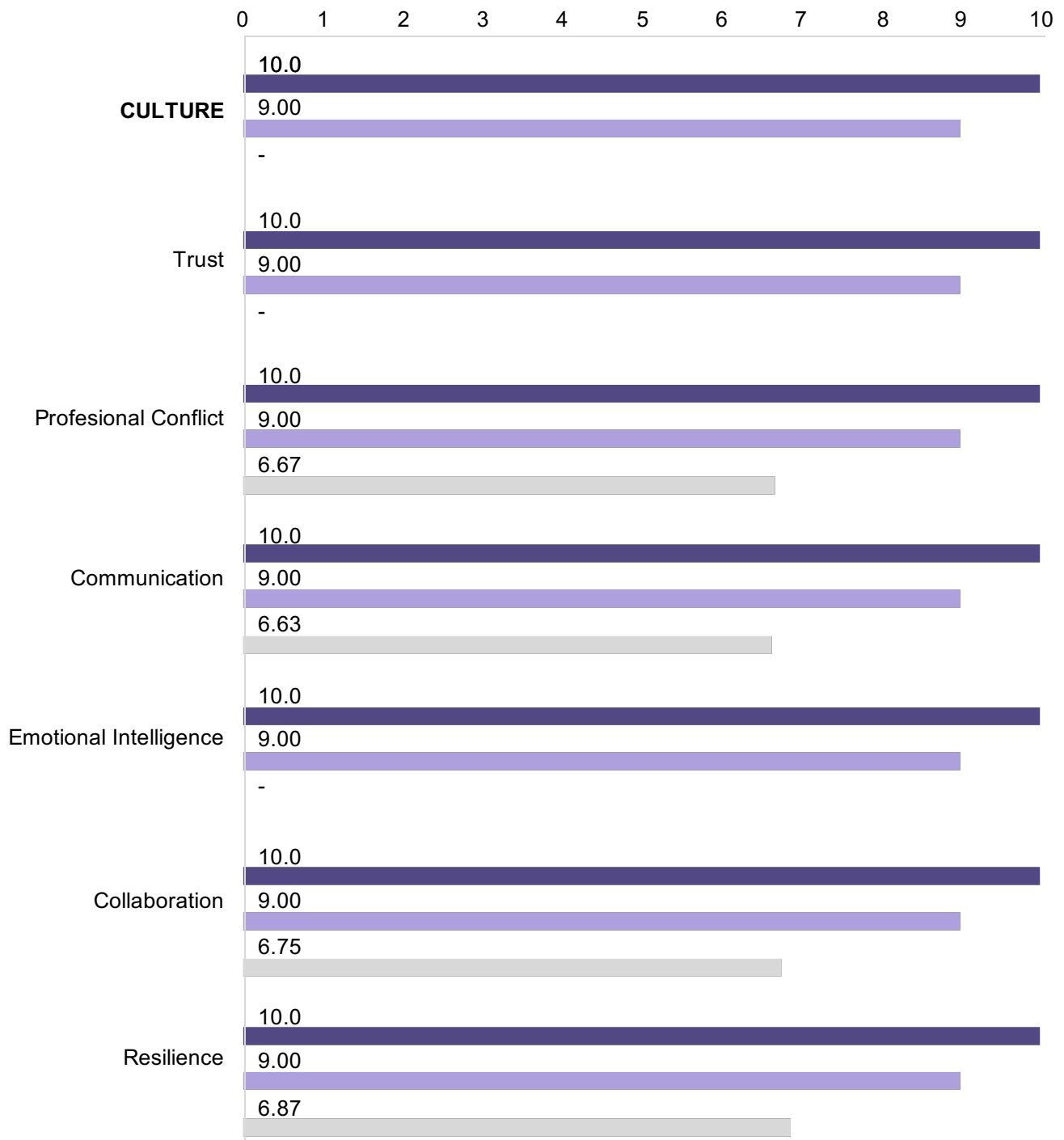


- = Team Score (Performance)
- = Previous Score (Performance)
- = Benchmark *

* The benchmark is based on our database of High Performing Team Assessments completed across multiple industries. This benchmark is updated annually.

Culture Scores by Theme

The graph below displays the average scores for the Culture domain and each of its themes. Higher scores indicate strengths and lower scores indicate areas for improvement.



- = Team Score (Culture)
- = Previous Score (Culture)
- = Benchmark *

* The benchmark is based on our database of High Performing Team Assessments completed across multiple industries. This benchmark is updated annually.

Performance

Benchmark	Team Score	Team SD*	Themes and Items
-	10.00	0.00	PERFORMANCE
-	10.00	0.00	Strategy
-	10.00	0.00	Our strategic priorities are clearly defined.
6.29	10.00	0.00	The team has a robust planning cycle in place, with quarterly reviews.
-	10.00	0.00	The team effectively plans short-term (1 year).
-	10.00	0.00	The team effectively plans longer term (3-5 years)
6.73	10.00	0.00	We use a broad range of performance indicators (financial and non-financial) to set goals and review performance.
7.00	10.00	0.00	Innovation
7.61	10.00	0.00	The team is always looking to add new value and deliver better results.
6.84	10.00	0.00	The team is constantly improving key processes.
7.30	10.00	0.00	The team is creative and can think outside the square.
6.87	10.00	0.00	The team regularly implements new ideas.
6.40	10.00	0.00	The team regularly talks about long term, new opportunities.
-	10.00	0.00	Accountability
6.43	10.00	0.00	Individuals are held accountable by others in the team for their behaviour and conduct.
6.48	10.00	0.00	Individuals are held accountable by the team for outcomes.
6.05	10.00	0.00	Peer feedback is used to support and challenge others.
-	10.00	0.00	Team members provide effective feedback to each other.
7.06	10.00	0.00	When the team underperforms, team members challenge each other to improve.

* SD – standard deviation of the raters from the average score

Performance

Bench- mark	Team Score	Team SD*	Themes and Items
-	10.00	0.00	PERFORMANCE
-	10.00	0.00	Leading Change
-	10.00	0.00	The team effectively creates opportunities in response to unanticipated changes.
6.42	10.00	0.00	The team effectively deals with employees' feelings and emotions when driving change.
-	10.00	0.00	The team understands that dealing with changing priorities is part of everyday work.
-	10.00	0.00	The team understands internal strengths and weaknesses.
-	10.00	0.00	The team understands external threats and opportunities.
7.24	10.00	0.00	Results
6.84	10.00	0.00	Performance projections for the next year are positive.
7.47	10.00	0.00	The team consistently delivers good results.
7.02	10.00	0.00	The team consistently meets their key performance indicators.
7.17	10.00	0.00	The team has a reputation for high performance.
7.66	10.00	0.00	The team performs to high standards on challenging projects.
-	10.00	0.00	Meeting Effectiveness
-	10.00	0.00	The team has established protocols in place to ensure meetings are managed efficiently.
6.75	10.00	0.00	Team meetings finish with clear decisions and next steps.
7.68	10.00	0.00	The team has a meeting cycle in place for the year.
6.25	10.00	0.00	The team reviews organisational performance against strategy regularly.
5.85	10.00	0.00	We separate tactical from strategic meetings.

* SD – standard deviation of the raters from the average score

Culture

Benchmark	Team Score	Team SD*	Themes and Items
-	10.00	0.00	CULTURE
-	10.00	0.00	Trust
6.52	10.00	0.00	Individuals in the team admit when they make mistakes.
-	10.00	0.00	Team members build trust by openly sharing their personal work experiences with each other.
7.22	10.00	0.00	Individuals in the team have a high level of trust in each other's competency.
-	10.00	0.00	Team members care about each other.
-	10.00	0.00	Team members have a strong sense of connection with one another.
6.67	10.00	0.00	Professional Conflict
6.72	10.00	0.00	The team deals with conflict collaboratively because relationships matter.
6.54	10.00	0.00	The team ensure that the hard issues get discussed.
6.87	10.00	0.00	The team has difficult conversations in a professional manner.
6.60	10.00	0.00	The team resolves conflicts in a timely manner.
6.62	10.00	0.00	The team voices opinions even if it makes others uncomfortable.
6.63	10.00	0.00	Communication
6.94	10.00	0.00	The team effectively exchanges views and opinions from all team members on important issues.
6.60	10.00	0.00	There is a high level of open and honest communication across the whole team.
7.02	10.00	0.00	Team members keep each other abreast of important issues affecting their areas of responsibility.
6.28	10.00	0.00	The team makes time to celebrate successes and milestones.
6.30	10.00	0.00	The team makes time for social interactions that build personal relationships.

* SD – standard deviation of the raters from the average score

Culture

Benchmark	Team Score	Team SD*	Themes and Items
-	10.00	0.00	CULTURE
-	10.00	0.00	Emotional Intelligence
-	10.00	0.00	Team members consistently display a high level of emotional intelligence.
6.79	10.00	0.00	Team members assess social situations accurately by observing the interests, feelings and goals of others.
-	10.00	0.00	Team members demonstrate empathy towards each other.
6.97	10.00	0.00	Team members have a high level of self-awareness.
6.65	10.00	0.00	Team members use their emotions intelligently to get the best out of others.
6.75	10.00	0.00	Collaboration
6.79	10.00	0.00	Team members effectively collaborate with each other across their respective portfolios.
6.87	10.00	0.00	Team members believe that team success is more important than individual success.
7.10	10.00	0.00	Team members regularly share experiences and knowledge that benefit the whole team.
5.95	10.00	0.00	Team members actively avoid the creation of 'silos'.
7.05	10.00	0.00	Team members go out of their way to help each other succeed.
6.87	10.00	0.00	Resilience
6.82	10.00	0.00	Team members avoid dysfunctional behaviour.
7.25	10.00	0.00	Team members consistently bring a positive attitude to the team.
7.06	10.00	0.00	Team members rarely make errors due to a lack of composure.
7.31	10.00	0.00	Team members recover quickly from setbacks.
5.91	10.00	0.00	Team members take good care of self to avoid stress and burnout.

* SD – standard deviation of the raters from the average score

Opportunities to Improve

Raters were asked to choose the top four opportunities to improve the culture and performance of the team from the list below. The top opportunity to improve has a weight of 4, the second has a weight of 3, the third has a weight of 2 and the fourth of 1. The score in the right-hand column is the sum of the scores. The items with a dash (-) simply mean that no raters picked those from the list.

Bench- mark	Prev. Rank	Your Rank	Opportunities to Improve	Total Score
1		1	MORE COLLABORATION: One team approach, no silo's, less them and us, all on the same page, working together with one goal	17
4		2	IMPROVE COMMUNICATIONS: Open and honest communications, keep us updated, share the big picture, share information, communicate decisions	13
5		3	CLEARER VISION, STRATEGY AND GOALS: Clear KPI's, a clear business plan, shared sense of purpose, clear direction, disciplined strategic reviews	12
3		4	MORE ACCOUNTABILITY: Challenge each other constructively, correct poor behaviour, stronger KPI reviews, hold people responsible, challenge poor performers	8
15		5	MORE SOCIAL OCCASIONS: Social events, more time together as friends, social activity, regular social occasions	0
2		6	PROCESS IMPROVEMENT: Streamline processes, standardise processes, continuous improvement, improve internal processes, consistency	0
11		7	CELEBRATE SUCCESSES: Celebrate achievements, more recognition and reward, recognise good performance, celebrate wins and milestones	0
12		8	BETTER MEETINGS: Clearer agendas, improve punctuality, better attendance, not wasting time, regular meetings for catch ups	0
8		9	TEAM BUILDING: Understand each other, share our strengths and weaknesses, build self-awareness, team building exercises, understand each other's personality and work style	0
14		10	REGULAR MEETING RHYTHM: Regular business reviews, regular team meetings, stronger planning process, separate operational from strategic reviews, strategic discussions	0
9		11	MORE RESOURCES: Need more resources, align resources to business objectives, better resource planning, better sharing of resources	0
6		12	SET PRIORITIES: Be clear on priorities from the beginning, allocate time according to priorities, better manage competing priorities, honest discussions on priorities	0
13		13	REGULAR FEEDBACK: Continuous performance feedback, constructive feedback, ongoing feedback on how to do better	0
7		14	TACKLE THE DIFFICULT ISSUES: More healthy debate, challenge each other, discuss the hard issues, don't avoid conflict	0
10		15	CLEARER ROLES AND RESPONSIBILITIES: Clarify exactly who does what, clearly define job descriptions, get people to take ownership, understanding each other's roles and responsibilities	0

Comments

This section provides verbatim comments from all respondents in relation to the Performance and Culture of the team. You will gain the most value if you pay attention to the frequently occurring topics and suggestions. Try to view the information objectively and reconcile it with the information in the previous sections of the report.

What would improve the PERFORMANCE of the team?

Lorem ipsum dolor sit amet, consectetur adipiscing elit, sed do eiusmod tempor incididunt ut labore et dolore magna aliqua. Ut enim ad minim veniam, quis nostrud exercitation ullamco laboris nisi ut aliquip ex ea commodo consequat.p2

Lorem ipsum dolor sit amet, consectetur adipiscing elit, sed do eiusmod tempor incididunt ut labore et dolore magna aliqua. Ut enim ad minim veniam, quis nostrud exercitation ullamco laboris nisi ut aliquip ex ea commodo consequat.p2

Lorem ipsum dolor sit amet, consectetur adipiscing elit, sed do eiusmod tempor incididunt ut labore et dolore magna aliqua. Ut enim ad minim veniam, quis nostrud exercitation ullamco laboris nisi ut aliquip ex ea commodo consequat.p2

Lorem ipsum dolor sit amet, consectetur adipiscing elit, sed do eiusmod tempor incididunt ut labore et dolore magna aliqua. Ut enim ad minim veniam, quis nostrud exercitation ullamco laboris nisi ut aliquip ex ea commodo consequat.p2

Lorem ipsum dolor sit amet, consectetur adipiscing elit, sed do eiusmod tempor incididunt ut labore et dolore magna aliqua. Ut enim ad minim veniam, quis nostrud exercitation ullamco laboris nisi ut aliquip ex ea commodo consequat.p2

What would improve the CULTURE of the team?

Lorem ipsum dolor sit amet, consectetur adipiscing elit, sed do eiusmod tempor incididunt ut labore et dolore magna aliqua. Ut enim ad minim veniam, quis nostrud exercitation ullamco laboris nisi ut aliquip ex ea commodo consequat.c2

Lorem ipsum dolor sit amet, consectetur adipiscing elit, sed do eiusmod tempor incididunt ut labore et dolore magna aliqua. Ut enim ad minim veniam, quis nostrud exercitation ullamco laboris nisi ut aliquip ex ea commodo consequat.c2

Lorem ipsum dolor sit amet, consectetur adipiscing elit, sed do eiusmod tempor incididunt ut labore et dolore magna aliqua. Ut enim ad minim veniam, quis nostrud exercitation ullamco laboris nisi ut aliquip ex ea commodo consequat.c2

Lorem ipsum dolor sit amet, consectetur adipiscing elit, sed do eiusmod tempor incididunt ut labore et dolore magna aliqua. Ut enim ad minim veniam, quis nostrud exercitation ullamco laboris nisi ut aliquip ex ea commodo consequat.c2

Lorem ipsum dolor sit amet, consectetur adipiscing elit, sed do eiusmod tempor incididunt ut labore et dolore magna aliqua. Ut enim ad minim veniam, quis nostrud exercitation ullamco laboris nisi ut aliquip ex ea commodo consequat.c2
